

# Multifamily Specialists





Existing Multifamily / Existing Assisted Living Facilities  
Land for Multifamily / Land for Assisted Living Facilities



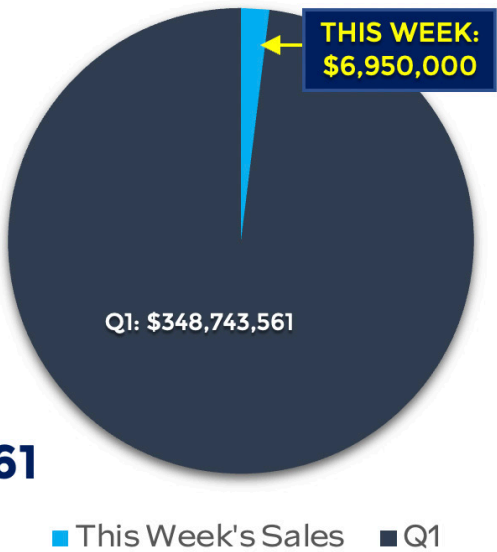
## FRITZ-SALAZAR / RITCHIE TEAM

### Multifamily Weekly Sales Report

For the Week Ending March 17th, 2023:

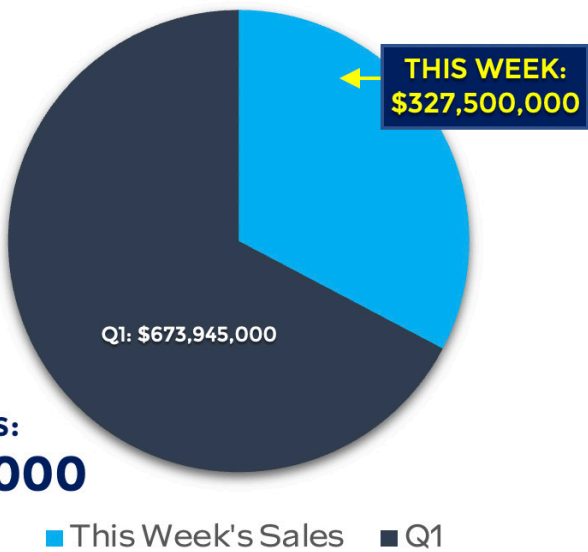
Property Photo	Property Name Address City	No. Units SF	Sale Price Price/SF Avg SF/Unit	Sale Date Year Built	Price/Unit	Unit Mix, % Down Payment, Lender; Previous Sale Date & Amount
	Sweetwater at Metro North Apartments 2902 W. Sweetwater Avenue Phoenix	520 469,323	\$115,000,000 \$245.03 902 SF	3/13/2023 1999	\$221,153	28-Studios; 170-1/1's; 274- 2/2's; 48-3/2's; 33% Down; Freddie Mac Loan; Last Sale: 07/2019 \$77,260,000
	Tempe Station Apartments 2323 E. Apache Boulevard Tempe	400 387,532	\$110,000,000 \$283.85 969 SF	3/15/2023 2000	\$275,000	192-1/1's; 132-2/2's; 76-3/2's; 36% Down; New Loan: Equitable Financial Life Insurance Co; Last Sale: 10/2020 \$69,750,000
	Aventura 10350 W. McDowell Road Avondale	408 368,436	\$102,500,000 \$278.20 903 SF	3/17/2023 2001	\$251,225	228-1/1's; 36-2/1's; 132- 2/2's; 12-3/2's; 38% Down; Assumed Fannie Mae Loan; Last Sale: 06/2019 \$65,400,000
	CAYA 929 E. Bethany Home Road Phoenix	24 14,858	\$6,950,000 \$467.76 619 SF	3/17/2023 1970	\$289,583	15-1/1's; 7-2/1's; 2-3/1's; 47% Down; Fully Renovated; New Loan: KeyBank; Last Sale: 11/2021 \$5,400,000

### 10-99 Units Sales



Total Sales:  
**\$348,743,561**

### 100+ Units Sales



Total Sales:  
**\$673,945,000**