

Multifamily Specialists


Existing Multifamily / Existing Assisted Living Facilities
 Land for Multifamily / Land for Assisted Living Facilities



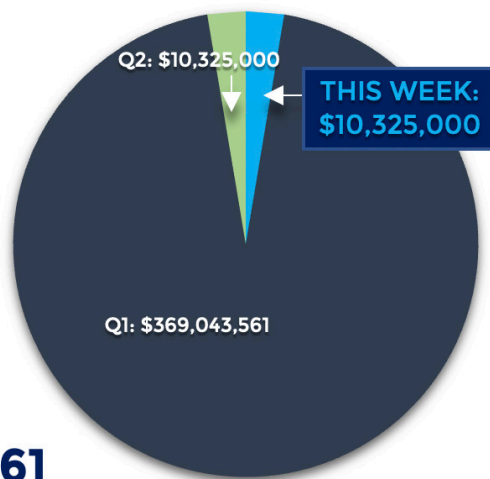
FRITZ-SALAZAR / RITCHIE TEAM

Multifamily Weekly Sales Report

For the Week Ending April 14th, 2023:

Property Photo	Property Name Address City	No. Units SF	Sale Price Price/SF Avg SF/Unit	Sale Date Year Built	Price/Unit	Unit Mix, % Down Payment, Lender; Previous Sale Date & Amount
	Stone View on Roma 814 E. Roma Avenue Phoenix	21 28,938	\$10,325,000 \$356.80 1,298-1,378 SF	4/10/2023 2022-2023	\$491,666	New Construction; All 3/2.5's; 44% Down; New Loan: Banterra Bank; No Previous Sale

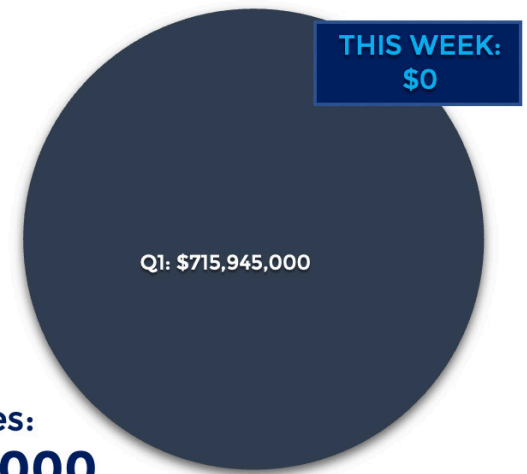
10-99 Units Sales



Total Sales:
\$382,268,561

■ This Week's Sales ■ Q1 ■ Q2

100+ Units Sales



Total Sales:
\$715,945,000

■ This Week's Sales ■ Q1 ■ Q2