

# Multifamily Specialists

Existing Multifamily / Existing Assisted Living Facilities  
Land for Multifamily / Land for Assisted Living Facilities


happy easter



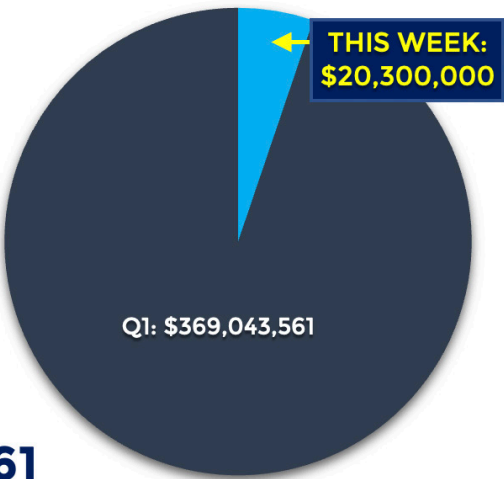
## FRITZ-SALAZAR / RITCHIE TEAM

### Multifamily Weekly Sales Report

For the Week Ending March 31st, 2023:

Property Photo	Property Name Address City	No. Units SF	Sale Price Price/SF Avg SF/Unit	Sale Date Year Built	Price/Unit	Unit Mix, % Down Payment, Lender; Previous Sale Date & Amount
	The Gallery Apartments 3340 S. Butte Avenue & 1655 E. Southern Avenue Tempe	88 89,447	\$20,300,000 \$226.95 1,013 SF	3/27/2023 1971	\$230,681	34-2/2's; 54-3/2's; 44% Down; New Fannie Mae Loan; Last Sale: 04/2018 \$10,000,000
	Rise Desert Cove FKA: Redwood Place 2015 W. Cactus Road Phoenix	186 154,400	\$42,000,000 \$272.02 830 SF	3/29/2023 1984	\$225,806	94-1/1's; 40-2/1's; 52-2/2's; 73% Down; BDS IV Mortgage Capital W LLC; Last Sale: 05/2016 \$13,805,000

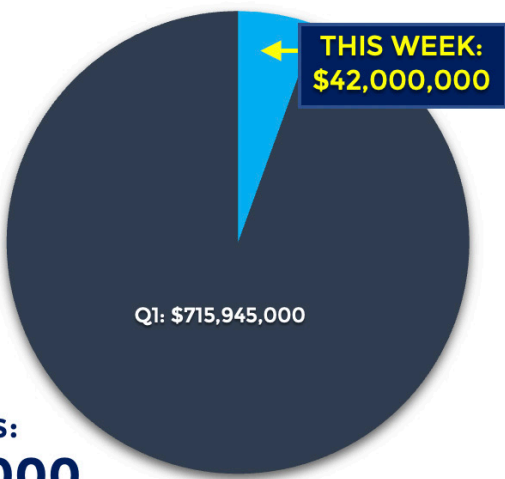
### 10-99 Units Sales



Total Sales:  
\$369,043,561

■ This Week's Sales ■ Q1

### 100+ Units Sales



Total Sales:  
\$715,945,000

■ This Week's Sales ■ Q1