

Multifamily Specialists

Existing Multifamily / Existing Assisted Living Facilities
Land for Multifamily / Land for Assisted Living Facilities





FRITZ-SALAZAR / RITCHIE TEAM

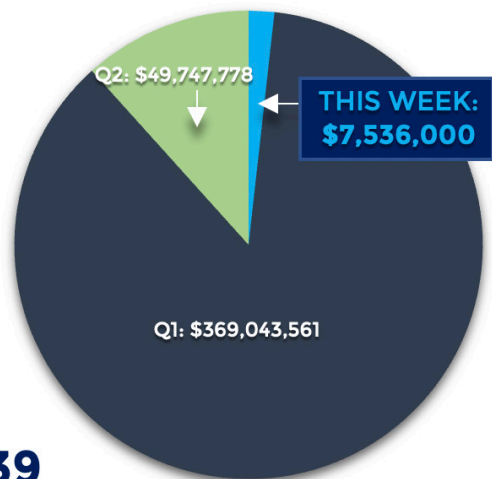
Multifamily Weekly Sales Report



For the Week Ending May 19th, 2023:

Property Photo	Property Name Address City	No. Units SF	Sale Price Price/SF Avg SF/Unit	Sale Date Year Built	Price/Unit	Unit Mix, % Down Payment, Lender; Previous Sale Date & Amount
	Suncourt Mesa 5825 E. University Drive Mesa	28 22,167	\$5,880,000 \$265.26 792 SF	5/18/2023 1984	\$210,000	7-Four-plexes; 16-1/1's, 12-2/1's; 47% Down; New Loan: First Foundation Bank; Last Sale: 05/2021 \$2,400,000
	Mountainview 9644 N. 11th Avenue Phoenix	16 5,982	\$1,656,000 \$276.83 399 SF	5/19/2023 1964	\$110,400	4-Four-plexes; 10-1/1's, 6-2/1's; 30% Down; New Loan: EZ Homes Inc; Last Sale: 03/1993 \$215,000

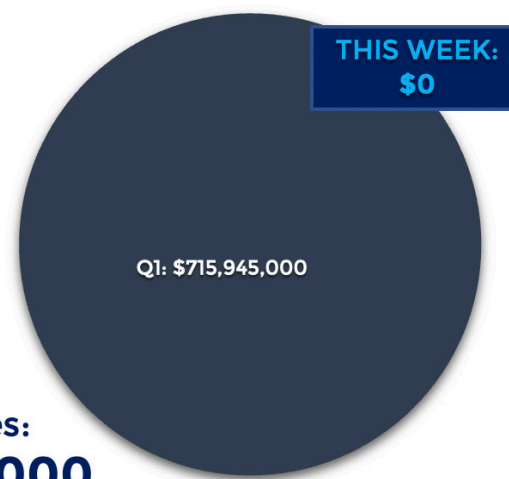
10-99 Units Sales



Total Sales:
\$421,691,339

■ This Week's Sales ■ Q1 ■ Q2

100+ Units Sales



Total Sales:
\$715,945,000

■ This Week's Sales ■ Q1 ■ Q2