

Multifamily Specialists

Existing Multifamily / Existing Assisted Living Facilities
Land for Multifamily / Land for Assisted Living Facilities






FRITZ-SALAZAR / RITCHIE TEAM

Multifamily Weekly Sales Report

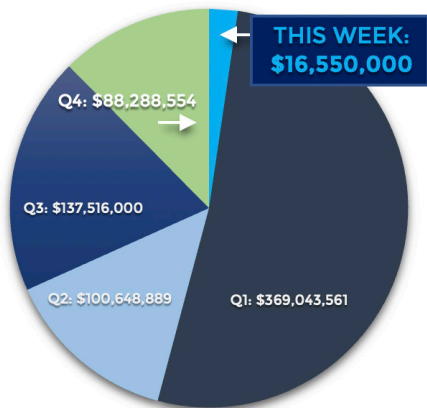


For the Week Ending December 1st, 2023:

Property Photo	Property Name Address City	No. Units SF	Sale Price Price/SF Avg SF/Unit	Sale Date Year Built	Price/Unit	Unit Mix, % Down Payment, Lender; Previous Sale Date & Amount
	Lamar Villa Apartments 4221-4227 W. Lamar Road Phoenix	52 34,580	\$7,800,000 \$225.56 665 SF	12/1/2023 1963 1967	\$150,000	39-1/1's, 13-2/1's; 35% Down; New Loan: Commercial Bank of California; Last Sale: 10/2019 \$5,650,000
	Nido 18 1506 N. 35th Street Phoenix	18 25,254	\$6,200,000 \$245.51 1,403 SF	12/1/2023 2023	\$344,444	18-2/2.5's; No Prior Sale
	Coronado Apartments 1801 N. 50th Street Phoenix	14 12,258	\$2,550,000 \$208.02 876 SF	11/30/2023 1980 2019	\$182,143	13-2/1's, 1-3/1; 37% Down; Assumed Freddie Mac Loan; Last Sale: 08/2019 \$2,013,000

10-99 Units Sales

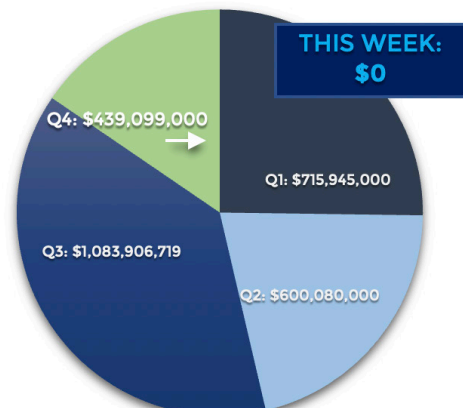
Total Sales:
\$698,397,004



■ This Week's Sales ■ Q1 ■ Q2 ■ Q3 ■ Q4

100+ Units Sales

Total Sales:
\$2,839,030,719



■ This Week's Sales ■ Q1 ■ Q2 ■ Q3 ■ Q4