

# Multifamily Specialists

Existing Multifamily / Existing Assisted Living Facilities




Land for Multifamily / Land for Assisted Living Facilities



# FRITZ-SALAZAR / RITCHIE TEAM

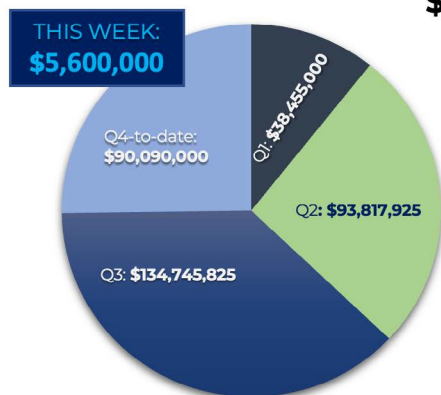
## Multifamily Weekly Sales Report

For the Week Ending December 13th, 2024:

Property Photo	Property Name Address City	No. Units SF	Sale Price Price/SF Avg SF/Unit	Sale Date Year Built	Price/Unit	Unit Mix, % Down Payment, Lender; Previous Sale Date & Amount
	Hampton Meridian 3000 W. Southern Avenue Apache Junction, Arizona 85120	195 196,676	\$56,000,000 \$287.27 1,009 SF	12/12/2024 2023	\$289,743.59	BTR: 48-1/1's, 91-2/1.75's, 56-3/1.75's; 38% Down; City National Bank; No Prior Sale
	3105-3127 E. Fairmount Avenue Phoenix, Arizona 85015	24 20,700	\$5,600,000 \$4,786,324	12/12/2024 1963	\$233,333.33	2-1/1'S, 20-2/1'S, 2-3/'S, 100% Down; Cash Sale; 12/14/2018, \$4,550,000
	Smith & Rio 1979 E. Rio Salado Parkway Tempe, Arizona 85281	310 293,153	\$106,250,000 \$362.44 946 SF	12/10/2024 2022	\$342,741.94	52-1/Alcove's, 189-1/1's, 5-1/Den's, 62-2/1's; 2-3/2'S; Cash Sale; No Prior Sale

### 10-99 Units Sales

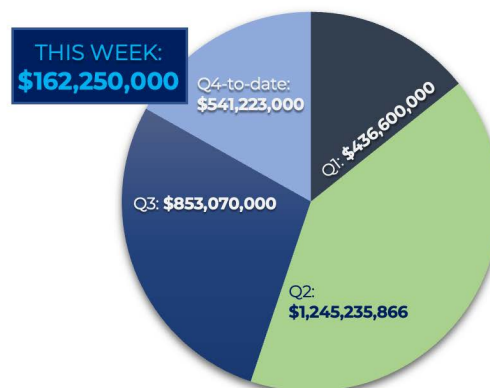
Total Sales:  
**\$428,893,750**



■ This Week's Sales ■ Q1 ■ Q2 ■ Q3 ■ Q4-to-date

### 100+ Units Sales

Total Sales:  
**\$3,401,101,866**



■ This Week's Sales ■ Q1 ■ Q2 ■ Q3 ■ Q4-to-date