

Multifamily Specialists

Existing Multifamily / Existing Assisted Living Facilities
Land for Multifamily / Land for Assisted Living Facilities









FRITZ-SALAZAR / RITCHIE TEAM

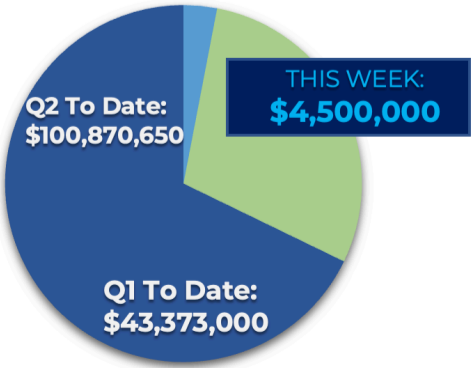
Multifamily Weekly Sales Report

FOR THE WEEK ENDING AUGUST 15TH, 2025

Property Photo	Property Name Address City	No. Units SF	Sale Price Price/SF Avg SF/Unit	Sale Date Year Built	Price/Unit	Unit Mix, % Down Payment, Lender; Previous Sale Date & Amount
	Annex at Cadence 9411 E Cadence Pky Mesa	135 138,139 SF	\$49,000,000 \$354.72 1,023 SF	08/16/2025 2022	\$362,963	135- 3/2.5's; \$16,894,000 Down (34%); New Fannie Mae Loan; Previous Sale 05/20/2024 Price Unknown
	Serafina 11025 S. 51st Street Phoenix	183 149,906	\$39,750,000 265.17 819 SF	8/15/2025 1985	\$217,213	95-1/1's, 24-2/2's, 64-2/2's; \$13,200,000 down (33%); New Fannie Mae Loan; Last Sale: 3/22/2019 \$27,450,000
	The Nines at Kierland 15608 N. 71st Street Scottsdale	276 296,541	\$115,750,000 \$390.33 1,074 SF	8/13/2025 2001	\$419,384	93-1/1's, 147-2/2's, 36-3/2's; \$39,250,000 down (34%); New Loan from Global Atlantic Financial; Last Sale 05/27/2021 \$108,500,000
	Enchanted Village 415 E. Frost Circle/ 1029 N. Mesa Drive Mesa	24 17,074	\$4,500,000 \$263.56 SF 596 SF	8/14/2025 1972	\$187,500	All 2/1's; \$1,000,000 Down (22%); Seller Carry; Last Sale Not Found

10-99 Units Sales

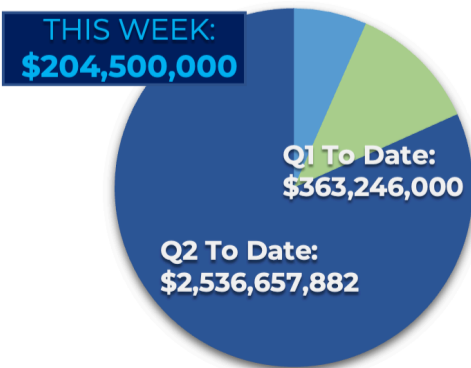
Total Sales:
\$148,743,650



■ This Week's Sales ■ Q1 ■ Q2

100+ Units Sales

Total Sales:
\$3,104,393,882



■ This Week's Sales ■ Q1 ■ Q2